

STEEL DOORS



QUALITY & INTEGRITY

CNC manufactured to size in the UK to international standards.

Whether you are responsible for protecting premises or those that use them, Profab Quality Steel Doors provide the security, fire protection or fire escape solution for all building environments.

A wide range of factory fitted ironmongery configurations are available with demountable side and over panels, louvres, vents and glazing options as required.

Personnel and fire escape hardware options are available, with external access handles and knob sets as necessary.

CERTIFIRE® TESTED TO 4 HOURS



PERFORMANCE

FD60  **FD120**  **FD240** 

FD STANDARD FEATURES

- Steel Sash Lock
- Dog Bolt S/S Bearing Hinges
- Bonded Honeycomb Core
- Frame Seals
- Door Closers
- Construction: 1.5mm Zintec Steel

Exova Warrington Certificate



VISION

STANDARD FEATURES

- Steel Sash Lock
- Dog Bolt S/S Bearing Hinges
- Bonded Honeycomb Core
- Frame Seals
- Door Closers
- Construction: 1.5mm Zintec Steel

VISION OPTIONS

- Multiple Vision Panels
- Safety, Wired Toughened & Acrylic
- Up to 4 Hours Fire Rating



SELECT

STANDARD FEATURES

- Steel Sash Lock
- Dog Bolt S/S Bearing Hinges
- Bonded Honeycomb Core
- Frame Seals
- Door Closers
- Construction: 1.2mm Zintec Steel

SELECT OPTIONS

- Stainless Steel Construction
- Access Control Systems
- Louvres & Grilles



EXIT



SPORTS ESCAPE

STANDARD FEATURES

- Dog Bolt S/S Bearing Hinges
- Bonded Honeycomb Core
- Weather Seals
- Door Closers
- Construction: 1.2mm Zintec Steel

Single LH/RH & Double Leaf Spec



SPORTS HALL

- Touch Bar Escape Hardware
- Impact Deformation Panels



ESCAPE

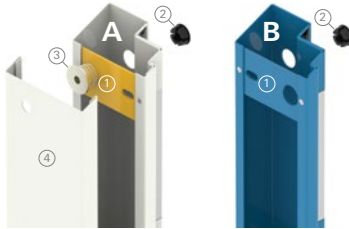
- Push Bar Escape Hardware
- Stainless Steel Kick Plates

FRAME SPEC OPTIONS

Adjustable & Slotted are both available in frame depths of 100mm or 120mm.

ADJUSTABLE FRAME A

- 1 Threaded Fixing Strap
- 2 Fixing Hole Plug
- 3 Threaded Adjustment Nut
- 4 Frame Adjustment Cap




SLOTTED FRAME B

- 1 Slotted Fixing Strap
- 2 Fixing Hole Plug

THRESHOLDS


Ramped & Stepped in stainless steel.



ACOUSTIC CORE OPTION

Available for PERFORMANCE, VISION & SELECT products.

Earthwool bonded sandwich between two layers of Dufaylite honeycomb.



LOUVRES

Combining airflow with security.



CUSTOM SOLUTIONS

We specialise in providing bespoke design & manufacture access solutions to the construction sector. Our technical team will assist you at all stages of your project.

- Side & Over Panels
- OEM Security Hardware & Ironmongery
- Material Construction & Weatherproofing

PROFABACCESS

SALES/TECHNICAL ENQUIRIES

 +44 (0)1827 719 051

 technical@profabaccess.com

CONNECT WITH US

 profabsteeldoors.com

 [profabaccesspanels](https://www.facebook.com/profabaccesspanels)

 [@accesspanels](https://twitter.com/accesspanels)

Profab Access Ltd
Unit C-D
Riversdale House
Riversdale Road
Carlyon Road Ind Est
Atherstone
Warwickshire
UK
CV9 1FA

